

JK


RAMADA
caravela beach resort
Goa

July 03, 2014

BSE Limited
1st Floor, New Trading Ring, Rotunda Building
P. J. Towers, Dalal Street, Fort Mumbai 400001
(corp.relations@bseindia.com) (jeevan.noronha@bseindia.com) (Fax No. 2272 1003)

The Delhi Stock Exchange Association Ltd.
DSE House, 3/1 Asaf Ali Road, New Delhi 110002
(mishra.p@dseindia.org.in; contact@dseindia.org.in) (Fax No. 011-4647 0053)

The National Stock Exchange of India Limited
Exchange Plaza, Bandra Kurla Complex,
Bandra (East), Mumbai 400051
(cmlist@nse.co.in) (hbhuta@nse.co.in) (Fax No. 2659 8238)

Dear Sir,


Re : Shareholding Pattern for the Quarter ended 30th June 2014
BSE Scrip Code: 523269 - NSE Symbol: ADVANIHOTR - DSE CO.NO.: 5924 - Series: EQ.

In pursuance of the provisions of Clause 35 of the Listing Agreement, please find enclosed herewith the Shareholding Pattern of the Company for the Quarter ended 30th June 2014.

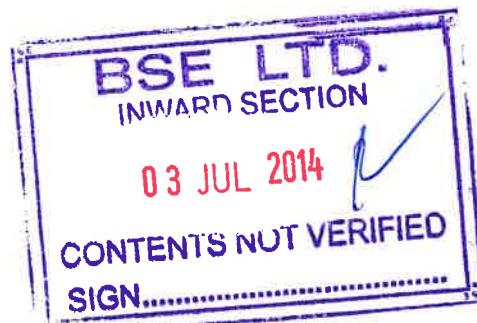
Kindly take the same on record and acknowledge the receipt.

Thanking you,

Yours faithfully,
For **Advani Hotels & Resorts (India) Limited**,


Haresh G. Advani
Executive Director

Encl: As stated above



Owned and operated by : **ADVANI HOTELS & RESORTS (INDIA) LIMITED**
(CIN: L99999MH1987PLC042891)
Registered Office : 18A & 18B, Jolly Maker Chambers – II, Nariman Point, Mumbai - 400021
Tel: (91-22) 22850101 Telefax: (91-22) 22040744 | Website: www.caravelabeachresort.com
EMAIL: cs.ho@advanihotels.com

(I)(a) Statement showing Shareholding Pattern

Name of the Company:	ADVANI HOTELS AND RESORTS (INDIA) LTD		
Scrip Code, Name of the scrip, class of security:	523269 - ADVANIHO - EQUITY		
Quarter ended:	30.06.2014		


Partly paid-up shares:-		No. of partly paid-up shares	As a % of total no. of partly paid-up shares	As a % of total no. of shares of the company
Held by Promoter / Promoters Group		0	0.00	0.00
Held by public		0	0.00	0.00
Total		0	0.00	0.00
Outstanding convertible securities:-		No. of outstanding securities	As a % of total No. of outstanding convertible securities	As a % of total no. of shares of the company, assuming full conversion of the convertible securities
Held by Promoter / Promoters Group		0	0.00	0.00
Held by public		0	0.00	0.00
Total		0	0.00	0.00
Warrants:-		No. of warrants	As a % of total no. of warrants	As a % of total no. of shares of the company, assuming full conversion of warrants
Held by Promoter / Promoters Group		0	0.00	0.00
Held by public		0	0.00	0.00
Total		0	0.00	0.00

Total paid-up capital of the company assuming full conversion of warrants and convertible securities

Category code	Category of shareholder	Number of shareholders	Total number of shares	Number of shares held in dematerialised form	Total shareholding as a percentage of shares		Shares pledged or otherwise encumbered	As a percentage (IX) = (VIII)/(IV)*100
					As a percentage of (A+B) (VI)	As a percentage of (A+B+C+D) (VII)		
(A)	Shareholding of Promoter and Promoter Group	(III)	(IV)	(V)	(VI)	(VII)	(VIII)	(IX)
1	Indian							
(a)	Individuals/Hindu Undivided Family	20	22808602	22808602	49.35	49.35	0.00	0.00



(b)	Government(s)	0							
(c)	Bodies Corporate	1	378500		378500			0.00	0.00
(d)	Financial Institutions / Banks	0						0.82	0.82
(e)	Any Other (specify)	0						0.00	0.00
(e)(i)		0						0.00	0.00
(e)(ii)		0						0.00	0.00
2	Sub Total (A)(1)	21	23187102		23187102			50.17	50.17
	Foreign								
(a)	Individuals (Non-Resident Individuals/Foreign Individuals)	0						0.00	0.00
(b)	Bodies Corporate	0						0.00	0.00
(c)	Institutions	0						0.00	0.00
(d)	Qualified Foreign Investor	0						0.00	0.00
(e)	Any Other (specify)	0						0.00	0.00
(e)(i)		0						0.00	0.00
(e)(ii)		0						0.00	0.00
	Sub Total (A)(2)	0	0		0			0.00	0.00
	Total Shareholding of Promoter and Promoter Group (A)=(A)(1)+(A)(2)	21	23187102		23187102			50.17	50.17
(B)	Public shareholding								
1	Institutions								
(a)	Mutual Funds/UTI	6		56000				0.12	0.12
(b)	Financial Institutions / Banks	2		2500				0.01	0.01
(c)	Government(s)	0						0.00	0.00
(d)	Venture Capital Funds	0						0.00	0.00
(e)	Insurance Companies	0						0.00	0.00
(f)	Foreign Institutional Investors	0						0.00	0.00
(g)	Foreign Venture Capital Investors	0						0.00	0.00
(h)	Qualified Foreign Investor	0						0.00	0.00
(i)	Any Other (specify)	0						0.00	0.00
(i)(i)		0						0.00	0.00
(i)(ii)		0						0.00	0.00
	Sub Total (B)(1)	8		58500				0.13	0.13
2	Non-institutions								
(a)	Bodies Corporate	135		16748500				36.24	36.24
(b)(i)	Individuals - shareholders holding nominal share capital up to Rs 1 Lakh	4752		4015821				8.69	8.69



[Handwritten signature]

(b)(ii)	Individual shareholders holding nominal share capital in excess of Rs. 1 Lakh	4	1376886	1376886	2.98	2.98		
(c)	Qualified Foreign Investor	0			0.00	0.00		
(d)	Any other (specify)							
d-i	NRI Rep	20	459341	139791	0.99	0.99		
d-ii	NRI Non -Rept	14	370675	358175	0.80	0.80		
d-iii	OCB	0			0.00	0.00		
d-iv	Foreign Bodies	2	2425	0	0.01	0.01		
d-v	Foreign National	0			0.00	0.00		
d-vi	Any Other	0			0.00	0.00		
	Sub Total (B)(2)	4927	22973648	20885543	49.71	49.71		
	Total Public Shareholding (B)=(B)(1)+(B)(2)	4935	23032148	20885543	49.83	49.83	N.A	N.A
(C)	Total (A)+(B)	4956	46219250	44062145	100.00	100.00		
	Shares held by custodians and against which Depository Receipts have been issued							
i	Promoter and Promoter Group	0			XXXX	0.00	N.A	N.A
ii	Public	0			XXXX	0.00	N.A	N.A
	Sub Total (C)	0	0	0	0.00	0.00	N.A	N.A
(D)	Others	0			XXXX	0.00	N.A	N.A
	GRAND TOTAL (A)+(B)+(C)+(D)	4956	46219250	44062145	XXXX	100.00	0.00	0.00

(1)(b)	Promoter and Promoter Group	23,187,102	50.17
(1)(c)(i)	Public holding more than 1% of the total number of shares	17,634,926	38.15
(1)(c)(ii)	Public holding more than 5% of the total number of shares	16,453,783	35.60
(ii)(a)	Depository Receipts (DRs)	0	0.00
(ii)(b)	Holding of Depository Receipts (DRs) more than 1% of the total number of shares	0	0.00
(1)(d)	Locked in Shares	0	0.00



(I)(b) Statement showing holding of securities (including shares, warrants, convertible securities) of persons belonging to the category "Promoter and Promoter Group" 30-Jun-2014

Sr. No.	DP ID	Client Id	Name of the shareholder	Details of Shares held		Encumbered shares (*)			Details of warrants			Details of convertible securities			Total shares (including underlying shares assuming full conversion of warrants and convertible securities) as a % of diluted share capital	No of Folios	PAN No.
				Number of shares held	As a % of grand total (A) + (B) + (C)	Number	As a percentage (VI) = (V)/(III)*100	As a % of grand total (A)+(B)+(C)+(D) of Sub Clause (I)(a)	Number of warrants held	As a % total number of warrants of the same class (IX)	Number of convertible securities held	As a % total number of convertible securities of the same class (XI)	(XII)				
1	IN301330	19265317	SUNDER G ADVANI	9258581	20.03	0	0.00	0.00	0.00	0.00	0.00	0.00	0.00	20.03	1	AADPA5375M	
2	IN301330	18033870	HARESH G ADVANI	4700198	10.17	0	0.00	0.00	0.00	0.00	0.00	0.00	0.00	10.17	1	AAGPA5771J	
3	IN301330	18033888	NINA H ADVANI	2131100	4.61	0	0.00	0.00	0.00	0.00	0.00	0.00	0.00	4.61	1	AAJPA6698M	
4	12042600	00008478	LALITA SUNDER ADVANI	13003000	2.81	0	0.00	0.00	0.00	0.00	0.00	0.00	0.00	2.81	1	AAIIPA2508A	
5	12010900	02839049	MENAKA SUNDER ADVANI	1292000	2.80	0	0.00	0.00	0.00	0.00	0.00	0.00	0.00	2.80	1	AGHPA3640D	
6	12042600	00007552	PRAHLAD ADVANI	12905000	2.79	0	0.00	0.00	0.00	0.00	0.00	0.00	0.00	2.79	1	ADOPA2640K	
7	IN301330	18914239	NATASHA MIRCHANDANI	7413899	1.60	0	0.00	0.00	0.00	0.00	0.00	0.00	0.00	1.60	1	AQRPM0305R	
8	IN301330	20733588	HARESH GURDAS ADVANI	5400000	1.17	0	0.00	0.00	0.00	0.00	0.00	0.00	0.00	1.17	1	AAGPA5771J	
9	IN301330	21089358	ALEKHA HARESH ADVANI	518451	1.12	0	0.00	0.00	0.00	0.00	0.00	0.00	0.00	1.12	1	AWYPA4125C	
10	12042600	00008952	SUNDER ADVANI INVESTMENTS	3785000	0.82	0	0.00	0.00	0.00	0.00	0.00	0.00	0.00	0.82	1	AAAC56543H	
11	IN300749	10689411	INDIRA SHIV THADANI	2500000	0.54	0	0.00	0.00	0.00	0.00	0.00	0.00	0.00	0.54	1	AAABPT5978M	
12	12010900	02824904	SUNDER GURDAS ADVANI	167312	0.36	0	0.00	0.00	0.00	0.00	0.00	0.00	0.00	0.36	1	AADPA5375M	
13	IN300159	10855773	BALRAM DAYARAM DATWANI	163940	0.35	0	0.00	0.00	0.00	0.00	0.00	0.00	0.00	0.35	1	AHZPD1987F	
14	IN301330	20734556	JIHAN HARESH ADVANI	1225000	0.27	0	0.00	0.00	0.00	0.00	0.00	0.00	0.00	0.27	1	AOCPA1492J	
15	12042600	00011892	HARESH GURDAS ADVANI	900000	0.19	0	0.00	0.00	0.00	0.00	0.00	0.00	0.00	0.19	1	AAGPA5771J	
16	12042600	00008482	LALITA SUNDER ADVANI	835000	0.18	0	0.00	0.00	0.00	0.00	0.00	0.00	0.00	0.18	1	AAIIPA2508A	
17	12010900	02845050	PRAHLAD ADVANI	835000	0.18	0	0.00	0.00	0.00	0.00	0.00	0.00	0.00	0.18	1	ADOPA2640K	
18	IN301330	21041251	SABRINA DILIP JHANGIANI	252500	0.06	0	0.00	0.00	0.00	0.00	0.00	0.00	0.00	0.06	1	AADPJ3137C	
19	IN300749	10688967	INDIRA SHIV THADANI	250000	0.05	0	0.00	0.00	0.00	0.00	0.00	0.00	0.00	0.05	1	AAABPT5978M	
20	12042600	00005466	MENAKA SUNDER ADVANI	136300	0.03	0	0.00	0.00	0.00	0.00	0.00	0.00	0.00	0.03	1	AGHPA3640D	
21		00505662	RUKMANI GURDAS ADVANI	105000	0.02	0	0.00	0.00	0.00	0.00	0.00	0.00	0.00	0.02	1		
	TOTAL			23187102	50.17	0	0.00	0.00	0.00	0.00	0.00	0.00	0.00	50.17	21		



1)(c) Statement showing holding of securities (including shares, warrants, convertible securities) of persons belonging to the category "Public" and holding more than 1% of the total number of shares

30-Jun-2014

Sr. No.	DP ID	Client Id	Name of the shareholder	Number of shares held	Shares as a percentage of total number of shares (i.e., Grand Total (A)+(B)+(C)+(D) indicated in Statement at para (1)(a) above}	Details of warrants		Details of convertible securities		Total shares (including underlying shares assuming full conversion of warrants and convertible securities) as a % of diluted share capital	Mo of Folios	Pan No.
						Number of warrants held	As a % total number of warrants of the same class	Number of convertible securities held	% w.r.t total number of convertible securities of the same class			
1	IN301330	20718822	DELTA HOSPITALITY AND LEISURE PRIVATE LIMITED	16453783	35.60	0.00	0.00	0.00	0.00	35.60	1	AAECP7383C
2	IN300214	17509219	GOPIKISHAN S DAMANI	1181143	2.56	0.00	0.00	0.00	0.00	2.56	1	AAGFD5938A
TOTAL				17634926	38.15	0.00	0.00	0.00	0.00	38.15	2	



(I)(c)(ii) Statement showing holding of securities (including shares, warrants, convertible securities) of persons (together with PAC) belonging to the category "Public" and holding more than 5% of the total number of s80-Jun-2014

Sr. No.	DP ID	Client Id	Name(s) of the shareholder(s) and the Persons Acting in Concert (PAC) with them	Number of shares	Shares as a percentage of total number of shares {i.e., Grand Total (A)+(B)+(C)+(D) indicated in Statement at para (I)(a) above}	Details of warrants		Details of convertible securities		Total shares (including underlying shares assuming full conversion of warrants and convertible securities) as a % of diluted share capital	No of Folios	Pan No.
						Number of warrants held	As a % total number of warrants of the same class	Number of convertible securities held	% w.r.t total number of convertible securities of the same class			
1	IN301330	20718822	DELTA HOSPITALITY AND LEISURE PRIVATE LIMITED	16453783	35.60	0.00	0.00	0.00	0.00	35.60	1	AAECP7383C
TOTAL				16453783	35.60	0.00	0.00	0.00	0.00	35.60	1	



(ii)(a) Statement showing details of locked-in shares

30-Jun-14

Sr. No.	Name of the shareholder	Category of Shareholder	Lock in date	Number of locked-in shares	Locked-in shares as a percentage of total number of shares {i.e., Grand Total (A)+(B)+(C) indicated in Statement at para (I)(a) above}	PAN No.
TOTAL				0	0	

(ii)(b) Statement showing details of Depository Receipts (DRs)

30-Jun-14

Sr. No.	Type of outstanding DR (ADRs, GDRs, SDRs, etc.)	Number of outstanding DRs	Number of shares underlying outstanding DRs	Shares underlying outstanding DRs as a percentage of total number of shares {i.e., Grand Total (A)+(B)+(C) indicated in Statement at para (I)(a) above}	No of Folios	PAN No.
TOTAL		0	0	0	0	

(1)(d) Statement showing Holding of Depository Receipts (DRs), where underlying shares held by 'promoter / promoter group' are in excess of 1% of the total number of shares

30-Jun-14

Sr. No.	DP ID	Client Id	Name of the DR Holder	Type of outstanding DR (ADRs, GDRs, SDRs, etc.)	Number of shares underlying outstanding DRs	Shares underlying outstanding DRs as a percentage of total number of shares {i.e., Grand Total (A)+(B)+(C) indicated in Statement at para (I)(a)}	No of Folios	Pan No.
TOTAL					0	0	0	0

