

July 13, 2015

- BSE Limited

Corporate Compliance Department

1st Floor, New Trading Ring, Rotunda Building

P. J. Towers, Dalal Street, Fort Mumbai 400001

(corp.relations@bseindia.com) (jeevan.noronha@bseindia.com)

(Fax No. 2272 1003)

The Delhi Stock Exchange Association Ltd.

DSE House, 3/1 Asaf Ali Road, New Delhi 110002

(mishra.p@dseindia.org.in; contact@dseindia.org.in)

(Fax No. 011-4647 0053)

The National Stock Exchange of India Limited

Exchange Plaza, Bandra Kurla Complex,

Bandra (East), Mumbai 400051

(cmlist@nse.co.in) (hbhuta@nse.co.in)

(Fax No. 2659 8238)

Dear Sir / Madam,

Re : Shareholding Pattern for the Quarter ended June 30 2015

BSE Scrip Code: 523269 - NSE Symbol: ADVANIHOTR - DSE CO.NO.: 5924 - Series: EQ.


In pursuance of the provisions of Clause 35 of the Listing Agreement, please find enclosed herewith the Shareholding Pattern of the Company for the Quarter ended June 30, 2015.


Kindly take the same on record and acknowledge the receipt.

Thanking you,

Yours faithfully,

For **Advani Hotels & Resorts (India) Limited,**


Harsh G. Advani
Executive Director




Encl: As stated above

(I)(a) Statement showing Shareholding Pattern

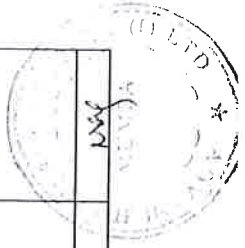
Name of the Company: **ADVANI HOTELS AND RESORTS (INDIA) LTD**
 Scrip Code, Name of the scrip, class of security: **523269 - ADVANIHO - EQUITY**
 Quarter ended: **30.06.2015**

Partly paid-up shares:-		No. of partly paid-up shares	As a % of total no. of partly paid-up shares	As a % of total no. of shares of the company
Held by Promoter / Promoters Group		0	0.00	0.00
Held by public		0	0.00	0.00
Total		0	0.00	0.00
Outstanding convertible securities:-		No. of outstanding securities	As a % of total No. of outstanding convertible securities	As a % of total no. of shares of the company, assuming full conversion of the convertible securities
Held by Promoter / Promoters Group		0	0.00	0.00
Held by public		0	0.00	0.00
Total		0	0.00	0.00
Warrants:-		No. of warrants	As a % of total no. of warrants	As a % of total no. of shares of the company, assuming full conversion of warrants
Held by Promoter / Promoters Group		0	0.00	0.00
Held by public		0	0.00	0.00
Total		0	0.00	0.00

Total paid-up capital of the company assuming full conversion of warrants and convertible securities							
Face Value 2.00							
Category code	Category of shareholder	Number of shareholders	Total number of shares	Number of shares held in dematerialised form	Total shareholding as a percentage of total number of shares	Shares pledged or otherwise encumbered	
(I)	(II)	(III)	(IV)	(V)	As a percentage of (A+B) (VI)	As a percentage of (A+B+C+D) (VII)	As a percentage (VIII)/(IV)*100 (IX) =
(A)	Shareholding of Promoter and Promoter Group						
1	Indian						
(a)	Individuals/Hindu Undivided Family	20	22808602	22798102	49.35	49.35	0.00
(b)	Government(s)	0	0	0	0.00	0.00	0.00



(c)	Bodies Corporate	1	378500	378500	0.82	0.82	0.00	0.00
(d)	Financial Institutions / Banks	0			0.00	0.00		
(e)	Any Other (specify)	0			0.00	0.00		
(e)(i)		0			0.00	0.00		
(e)(ii)		0			0.00	0.00		
	Sub Total (A)(1)	21	23187102	23176602	50.17	50.17	0.00	0.00
2	Foreign							
(a)	Individuals (Non-Resident Individuals/Foreign Individuals)	0			0.00	0.00		
(b)	Bodies Corporate	0			0.00	0.00		
(c)	Institutions	0			0.00	0.00		
(d)	Qualified Foreign Investor	0			0.00	0.00		
(e)	Any Other (specify)	0			0.00	0.00		
(e)(i)		0			0.00	0.00		
(e)(ii)		0			0.00	0.00		
	Sub Total (A)(2)	0	0	0	0.00	0.00	0.00	0.00
	Total Shareholding of Promoter and Promoter Group (A)=(A)(1)+(A)(2)	21	23187102	23176602	50.17	50.17	0.00	0.00
(B)	Public shareholding							
1	Institutions							
(a)	Mutual Funds/UTI	6	56000	0	0.12	0.12		
(b)	Financial Institutions / Banks	2	2500	0	0.01	0.01		
(c)	Government(s)	0			0.00	0.00		
(d)	Venture Capital Funds	0			0.00	0.00		
(e)	Insurance Companies	0			0.00	0.00		
(f)	Foreign Institutional Investors	0			0.00	0.00		
(g)	Foreign Venture Capital Investors	0			0.00	0.00		
(h)	Qualified Foreign Investor	0			0.00	0.00		
(i)	Any Other (specify)	0			0.00	0.00		
(i)(i)		0			0.00	0.00		
(i)(ii)		0			0.00	0.00		
	Sub Total (B)(1)	8	58500	0	0.13	0.13		
2	Non-institutions							
(a)	Bodies Corporate	120	16798404	16757404	36.35	36.35		
(b)(i)	Individuals - shareholders holding nominal share capital up to Rs 1 Lakh	4624	3741294	2120159	8.09	8.09		
(b)(ii)	Individual shareholders holding nominal share capital in excess of Rs. 1 Lakh	4	1681787	1681787	3.64	3.64		
(c)	Qualified Foreign Investor	0			0.00	0.00		



(d)	Any other (specify)								
d-i	NRI Rep	20	456142	145842	0.99	0.99			
d-ii	NRI Non -Rept	13	293596	281096	0.64	0.64			
d-iii	OCB	0			0.00	0.00			
d-iv	Foreign Bodies	2	2425	0	0.01	0.01			
d-v	Foreign National	0			0.00	0.00			
d-vi	Any Other	0			0.00	0.00			
	Sub Total (B)(2)	4783	22973648	20986288	49.71	49.71			
	Total Public Shareholding (B)=(B)(1)+(B)(2)	4791	23032148	20986288	49.83	49.83		N.A	N.A
(C)	Total (A)+(B)	4812	46219250	44162890	100.00	100.00			
	Shares held by custodians and against which Depository Receipts have been issued								
i	Promoter and Promoter Group	0			XXXX	0.00		N.A	N.A
ii	Public	0			XXXX	0.00		N.A	N.A
	Sub Total (C)	0	0	0	0.00	0.00		N.A	N.A
(D)	Others	0			XXXX	0.00		N.A	N.A
	GRAND TOTAL (A)+(B)+(C)+(D)	4812	46219250	44162890	XXXX	100.00		0.00	0.00



(1)(b) Promoter and Promoter Group
 (1)(c)(i) Public holding more than 1% of the total number of shares
 (1)(c)(ii) Public holding more than 5% of the total number of shares
 (ii)(a) Depository Receipts (DRs)
 (ii)(b) Holding of Depository Receipts (DRs) more than 1% of the total number of shares
 (1)(d) Locked in Shares

23,187,102
 18,014,070
 16,453,783
 0
 0

50.17
 38.98
 35.60
 0.00
 0.00

(I)(b) Statement showing holding of securities (including shares, warrants, convertible securities) of persons belonging to the category "Promoter and Promoter Group" 30-Jun-15

Sr. No.	DP ID	Client Id	Name of the shareholder	Details of Shares held		Encumbered shares (*)			Details of warrants			Details of convertible securities		Total shares (including underlying shares assuming full conversion of warrants and convertible securities) as a % of diluted share capital	No of Folios	PAN No.
				Number of shares held	As a % of grand total (A)+(B)+(C)	Number of shares held	As a % of grand total (A)+(B)+(C)+(D) of sub clause (I)(a)	Number of warrants held	As a % total number of warrants of the same class	Number of convertible securities held	As a % total number of convertible securities of the same class					
(I)			(II)	(III)	(IV)	(V)	(VI) = (V)/(III)*100	(VII)	(VIII)	(IX)	(X)	(XI)	(XII)			
1	IN301330	19265317	SUNDER G ADVANI	9,425,893	20.39	0	0	0	0	0	0	0	0	20.39	2	AAADPA5375M
2	IN301330	18033870	HARESH G ADVANI	5,330,139	11.53	0	0	0	0	0	0	0	0	11.53	3	AAGPA5771J
3	IN301330	18033888	NINA H ADVANI	2,131,100	4.81	0	0	0	0	0	0	0	0	4.61	1	AAJPA6698M
4	12042600	00008478	LALITA SUNDER ADVANI	1,383,800	2.99	0	0	0	0	0	0	0	0	2.99	2	AAJPA2509A
5	12042600	00007552	PRAHLAD ADVANI	1,374,000	2.97	0	0	0	0	0	0	0	0	2.97	2	ADOPA2640K
6	12010900	02839049	MENAKA SUNDER ADVANI	1,305,630	2.82	0	0	0	0	0	0	0	0	2.82	2	AGHPA3640D
7	IN301330	18914239	NATASHA MIRCHANDANI	741,399	1.60	0	0	0	0	0	0	0	0	1.60	1	AORPM0305R
8	IN301330	21099358	ALEKHA HARESH ADVANI	518,451	1.12	0	0	0	0	0	0	0	0	1.12	1	AWYPA4125C
9	12042600	00006962	SUNDER ADVANI INVESTMENTS PRIVATE LTD	378,500	0.82										1	
10	IN300749	10689411	INDIRA SHIV THADANI	275,000	0.60	0	0	0	0	0	0	0	0	0.82	AAAC56543H	
11	IN300159	10855773	BALRAM DAYARAM DATWANI	183,940	0.35	0	0	0	0	0	0	0	0	0.60	2	AABPT5978M
12	IN301330	20734556	JIHAN HARESH ADVANI	122,500	0.27	0	0	0	0	0	0	0	0	0.35	1	AHZFD1987F
13	IN301330	21041251	SABRINA DILIP JHANGIANI	26,250	0.06	0	0	0	0	0	0	0	0	0.27	1	AQCPA1492J
14		0050682	RUKMANI GURDAS ADVANI	10,500	0.02	0	0	0	0	0	0	0	0	0.06	1	AADRPJ3137C
TOTAL				23,187,102	50.17	0	0	0	0	0	0	0	0	50.17	21	




(I)(c)(i) Statement showing holding of securities (including shares, warrants, convertible securities) of persons belonging to the category "Public" and holding more than 1% of the total number of shares: 30-Jun-2015

Sr. No.	DP ID	Client Id/Name of the shareholder	Number of shares held	Shares as a percentage of total number of shares (i.e., Grand Total (A)+(B)+(C)+(D) indicated in Statement at para (I)(a) above}	Details of warrants		Details of convertible securities		Total shares (including underlying shares assuming full conversion of warrants and convertible securities) as a % of diluted share capital	No of Folios	Pan No.
					Number of warrants held	As a % total number of warrants of the same class	Number of convertible securities held	% w.r.t total number of convertible securities of the same class			
1	IN301330	20718822 DELTA CORP LIMITED	16,453,783	35.60	0	0.00	0.0000	0.0000	35.60	1	AAECP7383C
2	IN300214	15845793 RADHAKISHAN DAMANI	1,560,287	3.38	0	0.00	0.0000	0.0000	3.38	2	AAGFD5938A
TOTAL			18,014,070	38.98	0	0	0	0	38.98	3	



(l)(c)(ii) Statement showing holding of securities (including shares, warrants, convertible securities) of persons (together with PAC) belonging to the category "Public" and holding more than 5% of 30-Jun-2015

Sr. No.	DP ID	Client Id	Name(s) of the shareholder(s) and the Persons Acting in Concert (PAC) with them	Number of shares	Shares as a percentage of total number of shares {i.e., Grand Total (A)+(B)+(C)+(D) indicated in Statement at para (l)(a) above}	Details of warrants		Details of convertible securities		Total shares (including underlying shares assuming full conversion of warrants and convertible securities) as a % of diluted share capital	No of Folios	Pan No.
						Number of warrants held	As a % total number of warrants of the same class	Number of convertible securities held	% w.r.t total number of convertible securities of the same class			
1	IN301330	20718822	DELTA CORP LIMITED	16,453,783	35.60	0	0.0000	0.0000	0.0000	35.60	1	AAECP7383C
TOTAL				16,453,783	35.60	0	0	0	0	35.60	1	



(ii)(a) Statement showing details of locked-in shares

30-Jun-15

Sr. No.	Name of the shareholder	Category of Shareholder	Lock in date	Number of locked-in shares	Locked-in shares as a percentage of total number of shares {i.e., Grand Total (A)+(B)+(C) indicated in Statement at para (I)(a) above}	PAN No.
TOTAL				0	0	

(ii)(b) Statement showing details of Depository Receipts (DRs)

30-Jun-15

Sr. No.	Type of outstanding DR (ADRs, GDRs, SDRs, etc.)	Number of outstanding DRs	Number of shares underlying outstanding DRs	Shares underlying outstanding DRs as a percentage of total number of shares {i.e., Grand Total (A)+(B)+(C) indicated in Statement at para (I)(a) above}	No of Folios	PAN No.
TOTAL		0	0	0	0	

(1)(d) Statement showing Holding of Depository Receipts (DRs), where underlying shares held by 'promoter / promoter group' are in excess of 1% of the total number of shares

30-Jun-15

Sr. No.	DP ID	Client Id	Name of the DR Holder	Type of outstanding DR (ADRs, GDRs, SDRs, etc.)	Number of shares underlying outstanding DRs	Shares underlying outstanding DRs as a percentage of total number of shares {i.e., Grand Total (A)+(B)+(C) indicated in Statement at para (I)(a) above}	No of Folios	Pan No.
TOTAL					0	0	0	0

