


RAMADA
caravela beach resort
Goa

July 08, 2013

The Secretary
Bombay Stock Exchange Limited
1st Floor, New Trading Ring, Rotunda Building
P. J. Towers, Dalal Street, Fort
Mumbai 400001 (corp.relations@bseindia.com)
(jeevan.noronha@bseindia.com)

(Fax No. 2272 3719)

The Delhi Stock Exchange Association Ltd.
DSE House, 3/1 Asaf Ali Road,
New Delhi 110002 (kr.concor@gmail.com) (rai.k@dseindia.org.in) (Fax No. 011-2329 2181)

The National Stock Exchange of India Limited
Exchange Plaza, Bandra Kurla Complex
Bandra (East), Mumbai 400051
(cmlist@nse.co.in) (hbhuta@nse.co.in)

(Fax No. 2659 8238)

Dear Sir,

Re : Shareholding Pattern for the Quarter ended 30th June 2013

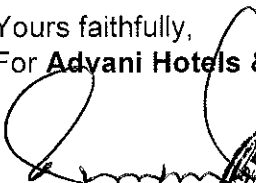
BSE Scrip Code: 523269 - NSE Symbol: ADVANIHOTR - DSE CO.NO.: 5924 - Series: EQ.


In pursuance of the provisions of Clause 35 of the Listing Agreement, please find enclosed herewith the Shareholding Pattern of the Company for the Quarter ended 30th June 2013.

Kindly take the same on record and acknowledge the receipt.

Thanking you,

Yours faithfully,
For **Advani Hotels & Resorts (India) Limited**



Kumar Iyer
Company Secretary



Encl.: a/a

Statement showing Shareholding Pattern				ADVANI HOTELS AND RESORTS (INDIA) LTD						
Name of the Company:				523269 - ADVANIHO - EQUITY						
Scrip Code, Name of the scrip, class of security:				30.06.2013						
Quarter ended:										
Partly paid-up shares:-		No. of partly paid-up shares	As a % of total no. of partly paid-up shares	As a % of total no. of shares of the						
Held by Promoter / Promoters Group		None	N.A.	N.A.						
Held by public		None	N.A.	N.A.						
Total		None	N.A.	N.A.						
Outstanding convertible securities:-		No. of outstanding securities	As a % of total No. of outstanding convertible securities	As a % of total no. of shares of the company, assuming full conversion of the convertible securities						
Held by Promoter / Promoters Group		None	N.A.	N.A.						
Held by public		None	N.A.	N.A.						
Total		None	N.A.	N.A.						
Warrants:-		No. of warrants	As a % of total no. of warrants	As a % of total no. of shares of the company, assuming full conversion of						
Held by Promoter / Promoters Group		None	N.A.	N.A.						
Held by public		None	N.A.	N.A.						
Total		None	N.A.	N.A.						
Total paid-up capital of the company assuming full conversion of warrants and convertible securities				N.A.						
Face Value 2.00										
Category	Category of shareholder	Number of shareholders	Total number of shares	Number of shares held in dematerialised form	Total shareholding of total number of shares	As a percentage of shares	As a percentage of (A+B+C+D)	Shares pledged or otherwise encumbered	Number of shares	As a percentage (X) %
(i)	(ii)	(iii)	(iv)	(v)	(vi)	(vii)	(viii)	(ix)	(x)	(xi)
(A)	Shareholding of Promoter and Promoter Group									
1	Indian									
(a)	Individuals/Hindu Undivided Family	20	22786965	22776465	49.30	49.30		None	N.A.	
(b)	Government(s)									
(c)	Bodies Corporate	1	378500	378500	0.82	0.82		None	N.A.	
(d)	Financial Institutions / Banks									
(e)	Any Other (specify)									
(e)(i)										
(e)(ii)										
	Sub Total (A)(1)	21	23165465	23164965	50.12	50.12		None	N.A.	
2	Foreign									
(a)	Individuals (Non-Resident Individuals/Foreign Individuals)									
(b)	Bodies Corporate									
(c)	Institutions									
(d)	Qualified Foreign Investor									
(e)	Any Other (specify)									
(e)(i)										
(e)(ii)										
	Sub Total (A)(2)									
	Total Shareholding of Promoter and Promoter Group (A)=(A)(1)+(A)(2)	21	23165465	23164965	50.12	50.12		None	N.A.	
(B)	Public shareholding									
1	Institutions									
(a)	Mutual Funds/UTI	6	56000		0.12	0.12				
(b)	Financial Institutions / Banks	2	2500		0.01	0.01				
(c)	Government(s)									
(d)	Venture Capital Funds									
(e)	Insurance Companies									
(f)	Foreign Institutional Investors									
(g)	Foreign Venture Capital Investors									
(h)	Qualified Foreign investor									
(i)	Any Other (specify)									
(i)(i)										
(i)(ii)										
	Sub Total (B)(1)	8	58500		0.13	0.13				
2	Non-institutions									
(a)	Bodies Corporate	118	16770760	16723260	36.29	36.29				
(b)(i)	Individuals - shareholders holding nominal share capital up to Rs 1 Lakh	4995	4297247	2508367	9.30	9.30				
(b)(ii)	Individual shareholders holding nominal share capital in excess of Rs. 1 Lakh	4	442203	442203	0.96	0.96				
(c)	Qualified Foreign investor									
(d)	Any other (specify)									
d-i	NRI Rep	21	1130950	811400	2.45	2.45				
d-ii	NRI Non-Rep	13	351700	339200	0.76	0.76				
d-iii	OCB									
d-iv	Foreign Bodies	2	2425		0.01	0.01				
d-v	Foreign National									
d-vi	Any Other									
	Sub Total (B)(2)	5153	22995285	20824430	49.75	49.75				
	Total Public Shareholding (B)=(B)(1)+(B)(2)	5161	23053785	20824430	49.88	49.88	N.A.	N.A.		
	Total (A)+(B)	5182	46219250	43976395	100.00	100.00				
(C)	Shares held by custodians and against which Depository Receipts have been issued									
i	Promoter and Promoter Group				xx		N.A.	N.A.		
ii	Public				xx		N.A.	N.A.		
	Sub Total (C)						N.A.	N.A.		
(D)	Others						xx	N.A.	N.A.	
	GRAND TOTAL (A)+(B)+(C)+(D)	5182	46219250	43976395	xx	100.00				


- (1) Promoter and Promoter Group 23,165,465 50.12
(2) Public holding more than 1% of the total number of shares 17,254,292 37.33
(3) Public holding more than 5% of the total number of shares 16,453,783 35.50
(4) Depository Receipts (DRs) None N.A.
(5) Holding of Depository Receipts (DRs) more than 1% of the total number of shares None N.A.
(6) Locked In Shares None N.A.



(1) Statement showing holding of securities (including shares, warrants, convertible securities) of persons belonging to the category "Promoter and Promoter Group"

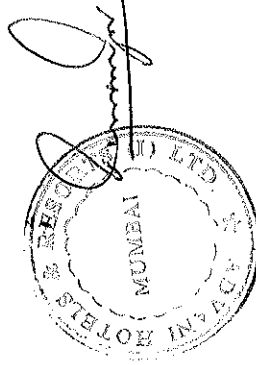
30-Jun-13

Sr. No.	DP ID	Client Id	Name of the shareholder	Details of Shares held		Encumbered shares (*)			Details of warrants			Details of convertible securities		Total shares (including underlying shares assuming full conversion of warrants and convertible securities) as a % of diluted share capital	No of Folios	PAN No.
				Number of shares held	As a % of grand total (A)+(B)+(C)	Number	As a percentage (VI) = (V/III)*100	As a % of total (A)+(B)+(C)+(D) of sub clause (I)(a)	Number of warrants held	As a % total number of warrants of same class	Number of convertible securities held	As a % total number of convertible securities of the same				
(i)			(ii)	(iii)	(iv)	(v)	(vi)	(vii)	(viii)	(ix)	(x)	(xi)	(xii)			
1	IN301330	19265317	SUNDER G ADVANI	9256591	20.03	0	0.00	0.00	0.00	0.00	0.00	0.00	20.03	1	AAADPA6375M	
2	IN301330	18033870	HARESH G ADVANI	5178502	11.20	0	0.00	0.00	0.00	0.00	0.00	0.00	11.20	1	AAAGPA6771J	
3	IN301330	18033888	NINA H ADVANI	2131100	4.61	0	0.00	0.00	0.00	0.00	0.00	0.00	4.61	1	AAAJPA6898M	
4	12042600	00008478	LALITA SUNDER ADVANI	1300300	2.81	0	0.00	0.00	0.00	0.00	0.00	0.00	2.81	1	AAIPAA2509A	
5	12010900	02839649	MENAKA SUNDER ADVANI	1292000	2.80	0	0.00	0.00	0.00	0.00	0.00	0.00	2.80	1	AGHPAA3640D	
6	12042600	00007552	PRAHLAD ADVANI	1290500	2.79	0	0.00	0.00	0.00	0.00	0.00	0.00	2.79	1	ADDPAA2640K	
7	IN301330	18914239	NATASHA MIRCHANDANI	741399	1.60	0	0.00	0.00	0.00	0.00	0.00	0.00	1.60	1	AQRPM0305R	
8	IN301330	20733589	HARESH GURDAS ADVANI	540000	1.17	0	0.00	0.00	0.00	0.00	0.00	0.00	1.17	1	AAAGPA6771J	
9	12042600	00006962	SUNDER ADVANI INVESTMENTS PRIVATE LTD	378500	0.82	0	0.00	0.00	0.00	0.00	0.00	0.00	0.82	1	AAACSS6543H	
10	IN300749	10689411	INDIRA SHIV THADANI	250000	0.54	0	0.00	0.00	0.00	0.00	0.00	0.00	0.54	1	AAAPT5978M	
11	12010900	02624904	SUNDER GURDAS ADVANI	167312	0.36	0	0.00	0.00	0.00	0.00	0.00	0.00	0.36	1	AAADPA6375M	
12	IN300159	10856773	BALRAM DAYARAM DATWANI	163940	0.36	0	0.00	0.00	0.00	0.00	0.00	0.00	0.36	1	AHZPD1987F	
13	IN301330	20734556	JHANN HARESH ADVANI	122500	0.27	0	0.00	0.00	0.00	0.00	0.00	0.00	0.27	1	AQCPAA1482J	
14	12042600	00011892	HARESH GURDASMAI ADVANI	80000	0.20	0	0.00	0.00	0.00	0.00	0.00	0.00	0.20	1	AAAGPA6771J	
15	12042600	00009482	LALITA SUNDER ADVANI	83500	0.18	0	0.00	0.00	0.00	0.00	0.00	0.00	0.18	1	AAIPAA2509A	
16	12010900	02845050	PRAHLAD ADVANI	83500	0.18	0	0.00	0.00	0.00	0.00	0.00	0.00	0.18	1	ADDPAA2640K	
17	IN301330	21041251	SABRINA DILIP JHANGIANI	28250	0.06	0	0.00	0.00	0.00	0.00	0.00	0.00	0.06	1	AAADPA6375M	
18	IN300749	10688967	INDIRA SHIV THADANI	25000	0.05	0	0.00	0.00	0.00	0.00	0.00	0.00	0.05	1	AAAPT5978M	
19	IN301330	21095358	ALEKHA HARESH ADVANI	18451	0.04	0	0.00	0.00	0.00	0.00	0.00	0.00	0.04	1	AWYPA4125C	
20	12042600	00006466	MENAKA SUNDER ADVANI	13630	0.03	0	0.00	0.00	0.00	0.00	0.00	0.00	0.03	1	AGHPAA3640D	
21		00506662	RUKMANI GURDAS ADVANI	10500	0.02	0	0.00	0.00	0.00	0.00	0.00	0.00	0.02	1		
TOTAL				23165465	50.12	0	0.00	0.00	0.00	0.00	0.00	0.00	50.12	21		




(2) Statement showing holding of securities (including shares, warrants, convertible securities) of persons belonging to the category "Public" and holding more than 1% of the total number of shares
30-Jun-13

Sr. No.	DP ID	Client Id	Name of the shareholder	Number of shares held	Shares as a percentage of total number of shares (i.e., Grand Total (A)+(B)+(C)+(D) indicated in Statement at para (1)(a) above)	Details of warrants		Details of convertible securities		Total shares (including underlying shares assuming full conversion of warrants and convertible securities) as a % of diluted share capital	No of Folios	Pan No.
						Number of warrants held	As a % total number of warrants of the same class	Number of convertible securities held	% w.r.t total number of convertible securities of the same class			
1	IN301330	20718822	DELTA HOSPITALITY AND LEISURE PRIVATE LIMITED	16453783	35.60	0.00	0.00	0.00	0.00	35.60	1	AAECP7383C
2	IN301356	30016652	SIRV PARVESH CHIBBER	800509	1.73	0.00	0.00	0.00	0.00	1.73	1	AGFPC0329R
TOTAL				17284292	37.33	0.00	0.00	0.00	0.00	37.33	2	



(3) Statement showing holding of securities (including shares, warrants, convertible securities) of persons (together with PAC) belonging to the category "Public" and holding more than 5% of the total number of shares 30-Jun-13

Sr. No.	DP ID	Client Id	Name(s) of the shareholder(s) and the Persons Acting in Concert (PAC) with them	Number of shares	Shares as a percentage of total number of shares (i.e., Grand Total (A)+(B)+(C)+(D) indicated in Statement at para (f)(a) above)	Details of warrants		Details of convertible securities		Total shares (including underlying shares assuming full conversion of warrants and convertible securities) as a % of diluted share capital	No of Folios	Pan No.
						Number of warrants held	As a % total number of warrants of the same class	Number of convertible securities held	% w.r.t total number of convertible securities of the same class			
1	IN301330	20718822	DELTA HOSPITALITY AND LEISURE PRIVATE LIMITED	16453783	35.60	0.00	0.00	0.00	0.00	35.60	1	AAECP7383C
TOTAL				16453783	35.60	0.00	0.00	0.00	0.00	35.60	1	



(4) Statement showing details of locked-in shares

30-Jun-13

Sr. No.	Name of the shareholder	Category of Shareholder	Lock in date	Number of locked-in shares	Locked-in shares as a percentage of total number of shares (i.e., Grand Total (A)+(B)+(C) indicated in Statement at para (I)(a) above)	PAN No.
TOTAL				0	0	

(5) Statement showing details of Depository Receipts (DRs)

30-Jun-13

Sr. No.	Type of outstanding DR (ADRs, GDRs, SDRs, etc.)	Number of outstanding DRs	Number of shares underlying outstanding DRs	Shares underlying outstanding DRs as a percentage of total number of shares (i.e., Grand Total (A)+(B)+(C) indicated in Statement at para (I)(a) above)	No of Folios	PAN No.
TOTAL		0	0	0	0	

(6) Statement showing Holding of Depository Receipts (DRs), where underlying shares held by 'promoter / promoter group' are in excess of 1% of the total number of shares

30-Jun-13

Sr. No.	DP ID	Client Id	Name of the DR Holder	Type of outstanding DR (ADRs, GDRs, SDRs, etc.)	Number of shares underlying outstanding DRs	Shares underlying outstanding DRs as a percentage of total number of shares (i.e., Grand Total (A)+(B)+(C) indicated in Statement at para (I)(a) above)	No of Folios	Pan No.
TOTAL					0	0	0	0

